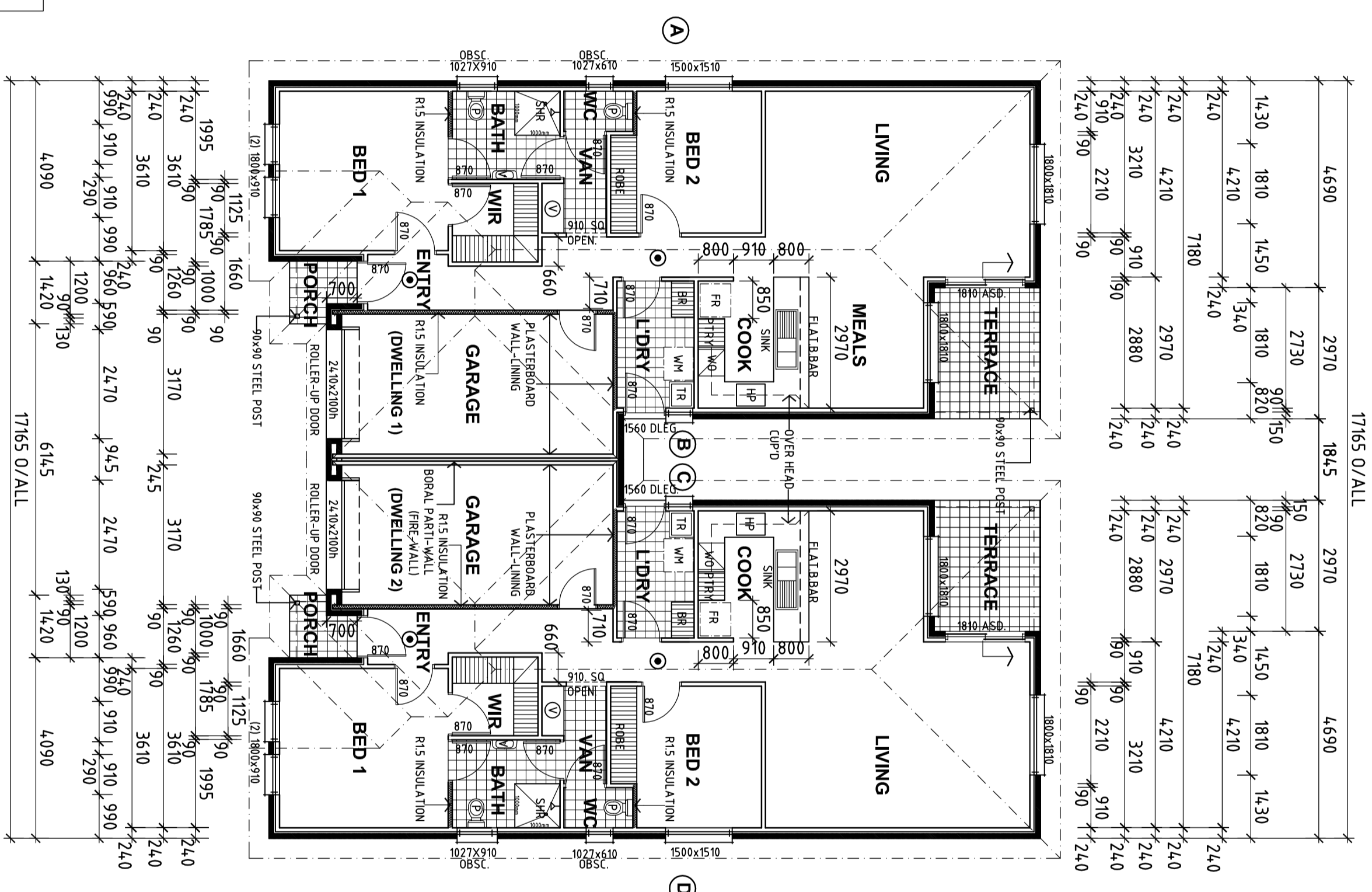
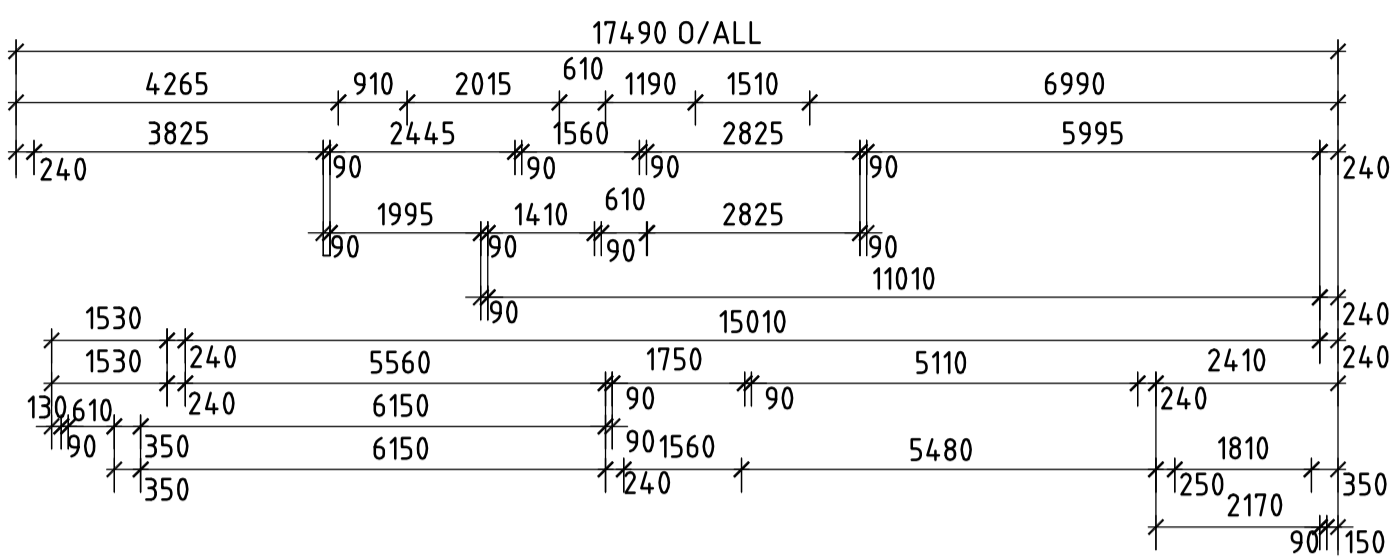
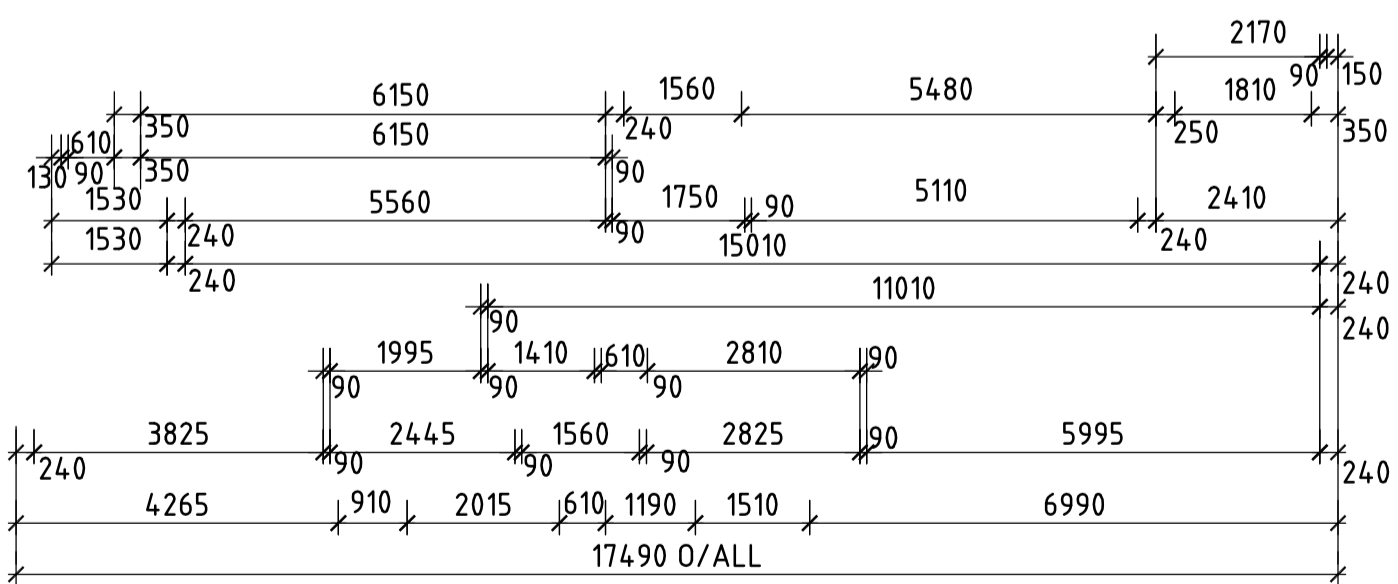


# TYPE D1



NOTE  
O/HEAD CUP'D  
WITH SELECTED R/HOOD  
FLUED THROUGH CEILING



6 UNITS IN TOTAL  
UNITS 58, 59, 67, 68, 69, 70  
FLOOR PLAN SCALE 1:100

CONSTRUCTION NOTE:  
○ DENOTES HARD WIRED SMOKE ALARMS WITH 9 VOLT BATTERY BACK UP TO COMPLY WITH CLAUSE 9.7 OF S.A. HOUSING CODE.  
⊙ FULL HEIGHT CONTROL JOINTS IN ACCORDANCE WITH ENGINEERS DOCUMENTATION.

ENERGY RATING NOTES:  
R15 INSULATION TO EXTERNAL LIVING AREA WALLS.  
R3.5 INSULATION TO CEILING. (GLASSWOOL).  
R15 INSULATION TO INTERNAL WALLS WHERE SHOWN.  
EXTERNAL SWING DOORS TO BE FITTED WITH DRAUGHT PROTECTION DEVICES TO BOTTOM EDGE OF EACH LEAF.  
HOT WATER SUPPLY SYSTEM DESIGNED AND INSTALLED IN ACCORDANCE WITH SECTION 6A OF AS/NZS 3500.4.2 OR CLAUSE 3.38 OF AS/NZS 3500.5

**port pirie lifestyle village**  
*life is a every good begin...*

A/CN 069 942 249  
BUILDER'S LICENSE No. Q174-117-G1-148938  
16 GEORGE STREET MOUNTA S.A. 5558  
PHONE: (08) 8825 8688 FAX: (08) 88251533  
PROPOSED RESIDENTIAL DEVELOPMENT  
FOR:  
PORT LIFELINE STRIKE VILLAGE  
PORT BIRE SA 5540

JOB NO. 66.2005WD (TYPE D1)

AREAS (PER DWELLINGS)	
M. LIVING	: 105.92
GARAGE	: 22.58
PORCH/TERR	: 7.15
TOTAL	135.65
DEPTH	(14.63 SQUARES)
WIDTH	: 17.490m

Figured dimensions shall take precedence over scaled drawings. Verify dimensions and levels before commencement. Any discrepancy shall be reported to the Designer's immediately.  
©Copyright